

Altex Pro~Seal Intumescent Sealer

ALTEX COATINGS LTD

Chemwatch Hazard Alert Code: 2

Version No: 1.2
Safety Data Sheet according to HSNO Regulations

Issue Date: 03/11/2017
Print Date: 03/11/2017
S.GHS.NZL.EN

SECTION 1 IDENTIFICATION OF THE SUBSTANCE / MIXTURE AND OF THE COMPANY / UNDERTAKING

Product Identifier

Product name	Altex Pro~Seal Intumescent Sealer
Synonyms	Not Available
Proper shipping name	PAINT (including paint, lacquer, enamel, stain, shellac, varnish, polish, liquid filler and liquid lacquer base) or PAINT RELATED MATERIAL (including paint thinning or reducing compound)
Other means of identification	Not Available

Relevant identified uses of the substance or mixture and uses advised against

Relevant identified uses	Single pack sealer for intumescent coatings
--------------------------	---

Details of the supplier of the safety data sheet

Registered company name	ALTEX COATINGS LTD
Address	91-111 Oropi Road Tauranga Bay of Plenty 3112 New Zealand
Telephone	+64 7 5411221
Fax	+64 7 5411310
Website	www.altexcoatings.com
Email	neil.debenham@carboline.co.nz

Emergency telephone number

Association / Organisation	NZ POISONS (24hr 7 days)
Emergency telephone numbers	0800 764766
Other emergency telephone numbers	Not Available

CHEMWATCH EMERGENCY RESPONSE

Primary Number	Alternative Number 1	Alternative Number 2
+800 2436 2255	+800 2436 2255	+612 9186 1132

Once connected and if the message is not in your preferred language then please dial 01

SECTION 2 HAZARDS IDENTIFICATION

Classification of the substance or mixture

Considered a Hazardous Substance according to the criteria of the New Zealand Hazardous Substances New Organisms legislation. Classified as Dangerous Goods for transport purposes.

Classification ^[1]	Skin Corrosion/Irritation Category 2, Eye Irritation Category 2A, Skin Sensitizer Category 1, Carcinogenicity Category 2, Reproductive Toxicity Category 2, Specific target organ toxicity - repeated exposure Category 2, Acute Vertebrate Hazard Category 3, Flammable Liquid Category 3, Specific target organ toxicity - single exposure Category 3 (respiratory tract irritation), Specific target organ toxicity - single exposure Category 3 (narcotic effects), Chronic Aquatic Hazard Category 2
Legend:	1. Classified by Chemwatch; 2. Classification drawn from CCID EPA NZ; 3. Classification drawn from EC Directive 1272/2008 - Annex VI
Determined by Chemwatch using GHS/HSNO criteria	6.9 (respiratory), 9.1B, 6.5B (contact), 6.7B, 6.4A, 6.9 (narcotic), 6.9B, 6.3A, 9.3C, 6.8B, 3.1C

Label elements

Hazard pictogram(s)	
SIGNAL WORD	WARNING

Hazard statement(s)

Continued...

H315	Causes skin irritation.
H319	Causes serious eye irritation.
H317	May cause an allergic skin reaction.
H351	Suspected of causing cancer.
H361	Suspected of damaging fertility or the unborn child.
H373	May cause damage to organs through prolonged or repeated exposure.
H433	Harmful to terrestrial vertebrates
H226	Flammable liquid and vapour.
H335	May cause respiratory irritation.
H336	May cause drowsiness or dizziness.
H411	Toxic to aquatic life with long lasting effects.

Precautionary statement(s) Prevention

P201	Obtain special instructions before use.
P210	Keep away from heat/sparks/open flames/hot surfaces. - No smoking.
P260	Do not breathe dust/fume/gas/mist/vapours/spray.
P271	Use in a well-ventilated area.
P280	Wear protective gloves/protective clothing/eye protection/face protection.
P281	Use personal protective equipment as required.
P240	Ground/bond container and receiving equipment.
P241	Use explosion-proof electrical/ventilating/lighting/intrinsically safe equipment.
P242	Use only non-sparking tools.
P243	Take precautionary measures against static discharge.
P273	Avoid release to the environment.
P272	Contaminated work clothing should not be allowed out of the workplace.

Precautionary statement(s) Response

P308+P313	IF exposed or concerned: Get medical advice/attention.
P362	Take off contaminated clothing and wash before reuse.
P370+P378	In case of fire: Use alcohol resistant foam or normal protein foam for extinction.
P302+P352	IF ON SKIN: Wash with plenty of soap and water.
P305+P351+P338	IF IN EYES: Rinse cautiously with water for several minutes. Remove contact lenses, if present and easy to do. Continue rinsing.
P312	Call a POISON CENTER or doctor/physician if you feel unwell.
P333+P313	If skin irritation or rash occurs: Get medical advice/attention.
P337+P313	If eye irritation persists: Get medical advice/attention.
P391	Collect spillage.
P303+P361+P353	IF ON SKIN (or hair): Remove/Take off immediately all contaminated clothing. Rinse skin with water/shower.
P304+P340	IF INHALED: Remove victim to fresh air and keep at rest in a position comfortable for breathing.

Precautionary statement(s) Storage

P403+P235	Store in a well-ventilated place. Keep cool.
P405	Store locked up.

Precautionary statement(s) Disposal

P501	Dispose of contents/container in accordance with local regulations.
------	---

SECTION 3 COMPOSITION / INFORMATION ON INGREDIENTS**Substances**

See section below for composition of Mixtures

Mixtures

CAS No	%[weight]	Name
64742-95-6	1-10	<u>naphtha petroleum, light aromatic solvent</u>
1330-20-7	1-10	<u>xylene</u>
100-41-4	1-10	<u>ethylbenzene</u>
64742-82-1.	<=1	<u>naphtha petroleum, heavy, hydrodesulfurised</u>
95-63-6	10-20	<u>1,2,4-trimethyl benzene</u>

SECTION 4 FIRST AID MEASURES

Altex Pro~Seal Intumescent Sealer

NZ Poisons Centre 0800 POISON (0800 764 766) | NZ Emergency Services: 111

Description of first aid measures

Eye Contact	<p>If this product comes in contact with eyes:</p> <ul style="list-style-type: none"> ▶ Wash out immediately with water. ▶ If irritation continues, seek medical attention. ▶ Removal of contact lenses after an eye injury should only be undertaken by skilled personnel.
Skin Contact	<p>If skin or hair contact occurs:</p> <ul style="list-style-type: none"> ▶ Flush skin and hair with running water (and soap if available). ▶ Seek medical attention in event of irritation. <p>For thermal burns:</p> <ul style="list-style-type: none"> ▶ Decontaminate area around burn. ▶ Consider the use of cold packs and topical antibiotics. <p>For first-degree burns (affecting top layer of skin)</p> <ul style="list-style-type: none"> ▶ Hold burned skin under cool (not cold) running water or immerse in cool water until pain subsides. ▶ Use compresses if running water is not available. ▶ Cover with sterile non-adhesive bandage or clean cloth. ▶ Do NOT apply butter or ointments; this may cause infection. ▶ Give over-the counter pain relievers if pain increases or swelling, redness, fever occur. <p>For second-degree burns (affecting top two layers of skin)</p> <ul style="list-style-type: none"> ▶ Cool the burn by immerse in cold running water for 10-15 minutes. ▶ Use compresses if running water is not available. ▶ Do NOT apply ice as this may lower body temperature and cause further damage. ▶ Do NOT break blisters or apply butter or ointments; this may cause infection. ▶ Protect burn by cover loosely with sterile, nonstick bandage and secure in place with gauze or tape. <p>To prevent shock: (unless the person has a head, neck, or leg injury, or it would cause discomfort):</p> <ul style="list-style-type: none"> ▶ Lay the person flat. ▶ Elevate feet about 12 inches. ▶ Elevate burn area above heart level, if possible. ▶ Cover the person with coat or blanket. ▶ Seek medical assistance. <p>For third-degree burns Seek immediate medical or emergency assistance.</p> <p>In the mean time:</p> <ul style="list-style-type: none"> ▶ Protect burn area cover loosely with sterile, nonstick bandage or, for large areas, a sheet or other material that will not leave lint in wound. ▶ Separate burned toes and fingers with dry, sterile dressings. ▶ Do not soak burn in water or apply ointments or butter; this may cause infection. ▶ To prevent shock see above. ▶ For an airway burn, do not place pillow under the person's head when the person is lying down. This can close the airway. ▶ Have a person with a facial burn sit up. ▶ Check pulse and breathing to monitor for shock until emergency help arrives.
Inhalation	<ul style="list-style-type: none"> ▶ If fumes, aerosols or combustion products are inhaled remove from contaminated area. ▶ Other measures are usually unnecessary.
Ingestion	<ul style="list-style-type: none"> ▶ If spontaneous vomiting appears imminent or occurs, hold patient's head down, lower than their hips to help avoid possible aspiration of vomitus. ▶ If swallowed do NOT induce vomiting. ▶ If vomiting occurs, lean patient forward or place on left side (head-down position, if possible) to maintain open airway and prevent aspiration. ▶ Observe the patient carefully. ▶ Never give liquid to a person showing signs of being sleepy or with reduced awareness; i.e. becoming unconscious. ▶ Give water to rinse out mouth, then provide liquid slowly and as much as casualty can comfortably drink. ▶ Seek medical advice. ▶ Avoid giving milk or oils. ▶ Avoid giving alcohol.

Indication of any immediate medical attention and special treatment needed

for phosphate salts intoxication:

- ▶ All treatments should be based on observed signs and symptoms of distress in the patient. Consideration should be given to the possibility that overexposure to materials other than this product may have occurred.
- ▶ Ingestion of large quantities of phosphate salts (over 1.0 grams for an adult) may cause an osmotic catharsis resulting in diarrhoea and probable abdominal cramps. Larger doses such as 4-8 grams will almost certainly cause these effects in everyone. In healthy individuals most of the ingested salt will be excreted in the faeces with the diarrhoea and, thus, not cause any systemic toxicity. Doses greater than 10 grams hypothetically may cause systemic toxicity.
- ▶ Treatment should take into consideration both anionic and cation portion of the molecule.
- ▶ All phosphate salts, except calcium salts, have a hypothetical risk of hypocalcaemia, so calcium levels should be monitored.

Any material aspirated during vomiting may produce lung injury. Therefore emesis should not be induced mechanically or pharmacologically. Mechanical means should be used if it is considered necessary to evacuate the stomach contents; these include gastric lavage after endotracheal intubation. If spontaneous vomiting has occurred after ingestion, the patient should be monitored for difficult breathing, as adverse effects of aspiration into the lungs may be delayed up to 48 hours.

For poisonings involving monochloroacetate the following regime is advised (compare that for fluoroacetate):

Experimental antidotes against fluoroacetate are said to be effective against chloroacetate. These include monoacetin (glycerol monoacetate), acetamide or ethanol

- ▶ Induce vomiting immediately if possible.
- ▶ Gastric lavage with tap water unless convulsions/imminent convulsions make this impracticable.
- ▶ Instill into the stomach sodium or magnesium sulfate in water (15-30 gm).
- ▶ Although the clinical efficacy of monoacetin (glycerol monoacetate) is not established, it should probably be administered if available. The recommended dose is 0.5 ml/kg of undiluted fluid intramuscularly every half-hour for several hours and then at a reduced level for at least 12 hours. In the same dose monoacetin may also be given intravenously after dilution with 5 parts of sterile isotonic saline. No preparation of monoacetin is known to be available on the market. Usual commercial fluid contains free glycerin and assays at 70% at best, even the use of nonsterile preparations must be considered. Injection may be expected to produce some sedation and vasodilation. Intramuscular injection sites must be varied because of local pain and oedema. Should parenteral administration be not feasible, the patient may drink a mixture of 100 ml of monoacetin in 500 ml water. Repeat every hour.
- ▶ If monoacetin is not available, acetamide or ethanol may be given in the same doses.
- ▶ A short-acting barbiturate drug or diazepam may be tried to control convulsions.
- ▶ Oxygen therapy and artificial ventilation as required.
- ▶ It is doubtful that digitalis is ever warranted. Parenteral procainamide or quinidine may be given a therapeutic trial but in experimental poisonings these drugs have proved less successful than monoacetin in controlling cardiac arrhythmias.
- ▶ If possible, monitor the electrocardiogram continuously and secure chest electrodes for external defibrillation if it becomes necessary. [GOSSELIN, SMITH HODGE: Clinical Toxicology of Commercial Products 5th Ed]

Continued...

In cases of recent sulfonamide overdose the stomach should be emptied by aspiration and lavage. If kidney function is adequate, a saline purgative, such as sodium sulfate, 30 g in 250 ml water, may be given to promote peristalsis and elimination of sulfonamide in the urine may be assisted by giving alkalis, such as sodium bicarbonate and increasing fluid intake. Severe crystalluria may require ureteric catheterisation and irrigation with warm 2.5% sodium bicarbonate solution. Treatment should be continued until it can be assumed that the sulfonamide has been eliminated. The majority of sulfonamides are metabolised to acetylated derivatives which retain the toxicity of the parent compound and thus may indicate more active removal when adverse effects are very severe. Active measures may include forced diuresis, peritoneal dialysis and charcoal haemoperfusion.

[Martindale: The Extra Pharmacopoeia, 28th Ed.]

For acute or short term repeated exposures to xylene:

- ▶ Gastro-intestinal absorption is significant with ingestions. For ingestions exceeding 1-2 ml (xylene)/kg, intubation and lavage with cuffed endotracheal tube is recommended. The use of charcoal and cathartics is equivocal.
- ▶ Pulmonary absorption is rapid with about 60-65% retained at rest.
- ▶ Primary threat to life from ingestion and/or inhalation, is respiratory failure.
- ▶ Patients should be quickly evaluated for signs of respiratory distress (e.g. cyanosis, tachypnoea, intercostal retraction, obtundation) and given oxygen. Patients with inadequate tidal volumes or poor arterial blood gases (pO₂ < 50 mm Hg or pCO₂ > 50 mm Hg) should be intubated.
- ▶ Arrhythmias complicate some hydrocarbon ingestion and/or inhalation and electrocardiographic evidence of myocardial injury has been reported; intravenous lines and cardiac monitors should be established in obviously symptomatic patients. The lungs excrete inhaled solvents, so that hyperventilation improves clearance.
- ▶ A chest x-ray should be taken immediately after stabilisation of breathing and circulation to document aspiration and detect the presence of pneumothorax.
- ▶ Epinephrine (adrenalin) is not recommended for treatment of bronchospasm because of potential myocardial sensitisation to catecholamines. Inhaled cardioselective bronchodilators (e.g. Alupent, Salbutamol) are the preferred agents, with aminophylline a second choice.

BIOLOGICAL EXPOSURE INDEX - BEI

These represent the determinants observed in specimens collected from a healthy worker exposed at the Exposure Standard (ES or TLV):

Determinant	Index	Sampling Time	Comments
Methylhippu-ric acids in urine	1.5 gm/gm creatinine	End of shift	
	2 mg/min	Last 4 hrs of shift	

SECTION 5 FIREFIGHTING MEASURES

Extinguishing media

Special hazards arising from the substrate or mixture

Fire Incompatibility	▶ Avoid contamination with oxidising agents i.e. nitrates, oxidising acids, chlorine bleaches, pool chlorine etc. as ignition may result
-----------------------------	--

Advice for firefighters

Fire Fighting	
Fire/Explosion Hazard	<ul style="list-style-type: none"> ▶ Liquid and vapour are flammable. ▶ Moderate fire hazard when exposed to heat or flame. ▶ Vapour forms an explosive mixture with air. ▶ Moderate explosion hazard when exposed to heat or flame. ▶ Vapour may travel a considerable distance to source of ignition. ▶ Heating may cause expansion or decomposition leading to violent rupture of containers. ▶ On combustion, may emit toxic fumes of carbon monoxide (CO). Combustion products include: carbon dioxide (CO ₂) carbon monoxide (CO) phosphorus oxides (PO _x) other pyrolysis products typical of burning organic material.

SECTION 6 ACCIDENTAL RELEASE MEASURES

Personal precautions, protective equipment and emergency procedures

See section 8

Environmental precautions

See section 12

Methods and material for containment and cleaning up

Minor Spills	Environmental hazard - contain spillage. <ul style="list-style-type: none"> ▶ Remove all ignition sources. ▶ Clean up all spills immediately. ▶ Avoid breathing vapours and contact with skin and eyes. ▶ Control personal contact with the substance, by using protective equipment. ▶ Contain and absorb small quantities with vermiculite or other absorbent material. ▶ Wipe up. ▶ Collect residues in a flammable waste container.
Major Spills	Environmental hazard - contain spillage. <ul style="list-style-type: none"> ▶ Clear area of personnel and move upwind. ▶ Alert Fire Brigade and tell them location and nature of hazard. ▶ Wear full body protective clothing with breathing apparatus. ▶ Prevent, by all means available, spillage from entering drains or water courses. ▶ Consider evacuation (or protect in place). ▶ No smoking, naked lights or ignition sources. ▶ Increase ventilation. ▶ Stop leak if safe to do so. ▶ Water spray or fog may be used to disperse / absorb vapour. ▶ Contain or absorb spill with sand, earth or vermiculite. ▶ Collect recoverable product into labelled containers for recycling. ▶ Collect solid residues and seal in labelled drums for disposal. ▶ Wash area and prevent runoff into drains.

Altex Pro~Seal Intumescent Sealer

- ▶ After clean up operations, decontaminate and launder all protective clothing and equipment before storing and re-using.
- ▶ If contamination of drains or waterways occurs, advise emergency services.

Personal Protective Equipment advice is contained in Section 8 of the SDS.

SECTION 7 HANDLING AND STORAGE

Precautions for safe handling

Safe handling	<ul style="list-style-type: none"> ▶ Containers, even those that have been emptied, may contain explosive vapours. ▶ Do NOT cut, drill, grind, weld or perform similar operations on or near containers. ▶ Electrostatic discharge may be generated during pumping - this may result in fire. ▶ Ensure electrical continuity by bonding and grounding (earthing) all equipment. ▶ Restrict line velocity during pumping in order to avoid generation of electrostatic discharge (≤ 1 m/sec until fill pipe submerged to twice its diameter, then ≤ 7 m/sec). ▶ Avoid splash filling. ▶ Do NOT use compressed air for filling discharging or handling operations. ▶ Avoid all personal contact, including inhalation. ▶ Wear protective clothing when risk of overexposure occurs. ▶ Use in a well-ventilated area. ▶ Prevent concentration in hollows and sumps. ▶ DO NOT enter confined spaces until atmosphere has been checked. ▶ Avoid smoking, naked lights or ignition sources. ▶ Avoid generation of static electricity. ▶ DO NOT use plastic buckets. ▶ Earth all lines and equipment. ▶ Use spark-free tools when handling. ▶ Avoid contact with incompatible materials. ▶ When handling, DO NOT eat, drink or smoke. ▶ Keep containers securely sealed when not in use. ▶ Avoid physical damage to containers. ▶ Always wash hands with soap and water after handling. ▶ Work clothes should be laundered separately. ▶ Use good occupational work practice. ▶ Observe manufacturer's storage and handling recommendations contained within this SDS. ▶ Atmosphere should be regularly checked against established exposure standards to ensure safe working conditions.
Other information	<ul style="list-style-type: none"> ▶ Store in original containers in approved flammable liquid storage area. ▶ Store away from incompatible materials in a cool, dry, well-ventilated area. ▶ DO NOT store in pits, depressions, basements or areas where vapours may be trapped. ▶ No smoking, naked lights, heat or ignition sources. ▶ Storage areas should be clearly identified, well illuminated, clear of obstruction and accessible only to trained and authorised personnel - adequate security must be provided so that unauthorised personnel do not have access. ▶ Store according to applicable regulations for flammable materials for storage tanks, containers, piping, buildings, rooms, cabinets, allowable quantities and minimum storage distances. ▶ Use non-sparking ventilation systems, approved explosion proof equipment and intrinsically safe electrical systems. ▶ Have appropriate extinguishing capability in storage area (e.g. portable fire extinguishers - dry chemical, foam or carbon dioxide) and flammable gas detectors. ▶ Keep adsorbents for leaks and spills readily available. ▶ Protect containers against physical damage and check regularly for leaks. ▶ Observe manufacturer's storage and handling recommendations contained within this SDS. <p>In addition, for tank storages (where appropriate):</p> <ul style="list-style-type: none"> ▶ Store in grounded, properly designed and approved vessels and away from incompatible materials. ▶ For bulk storages, consider use of floating roof or nitrogen blanketed vessels; where venting to atmosphere is possible, equip storage tank vents with flame arrestors; inspect tank vents during winter conditions for vapour/ ice build-up. ▶ Storage tanks should be above ground and diked to hold entire contents.

Conditions for safe storage, including any incompatibilities

Suitable container	<ul style="list-style-type: none"> ▶ Packing as supplied by manufacturer. ▶ Plastic containers may only be used if approved for flammable liquid. ▶ Check that containers are clearly labelled and free from leaks. ▶ For low viscosity materials (i) : Drums and jerry cans must be of the non-removable head type. (ii) : Where a can is to be used as an inner package, the can must have a screwed enclosure. ▶ For materials with a viscosity of at least 2680 cSt. (23 deg. C) ▶ For manufactured product having a viscosity of at least 250 cSt. (23 deg. C) ▶ Manufactured product that requires stirring before use and having a viscosity of at least 20 cSt (25 deg. C): (i) Removable head packaging; (ii) Cans with friction closures and (iii) low pressure tubes and cartridges may be used. ▶ Where combination packages are used, and the inner packages are of glass, there must be sufficient inert cushioning material in contact with inner and outer packages ▶ In addition, where inner packagings are glass and contain liquids of packing group I there must be sufficient inert absorbent to absorb any spillage, unless the outer packaging is a close fitting moulded plastic box and the substances are not incompatible with the plastic.
Storage incompatibility	<p>Xylenes:</p> <ul style="list-style-type: none"> ▶ may ignite or explode in contact with strong oxidisers, 1,3-dichloro-5,5-dimethylhydantoin, uranium fluoride ▶ attack some plastics, rubber and coatings ▶ may generate electrostatic charges on flow or agitation due to low conductivity. ▶ Vigorous reactions, sometimes amounting to explosions, can result from the contact between aromatic rings and strong oxidising agents. ▶ Aromatics can react exothermically with bases and with diazo compounds. <p>For alkyl aromatics:</p> <p>The alkyl side chain of aromatic rings can undergo oxidation by several mechanisms. The most common and dominant one is the attack by oxidation at benzylic carbon as the intermediate formed is stabilised by resonance structure of the ring.</p> <ul style="list-style-type: none"> ▶ Following reaction with oxygen and under the influence of sunlight, a hydroperoxide at the alpha-position to the aromatic ring, is the primary oxidation product formed (provided a hydrogen atom is initially available at this position) - this product is often short-lived but may be stable dependent on the nature of the aromatic substitution; a secondary C-H bond is more easily attacked than a primary C-H bond whilst a tertiary C-H bond is even more susceptible to attack by oxygen ▶ Monoalkylbenzenes may subsequently form monocarboxylic acids; alkyl naphthalenes mainly produce the corresponding naphthalene carboxylic acids.

Altex Pro~Seal Intumescent Sealer

- ▶ Oxidation in the presence of transition metal salts not only accelerates but also selectively decomposes the hydroperoxides.
 - ▶ Hock-rearrangement by the influence of strong acids converts the hydroperoxides to hemiacetals. Peresters formed from the hydroperoxides undergo Criegee rearrangement easily.
 - ▶ Alkali metals accelerate the oxidation while CO₂ as co-oxidant enhances the selectivity.
 - ▶ Microwave conditions give improved yields of the oxidation products.
 - ▶ Photo-oxidation products may occur following reaction with hydroxyl radicals and NO_x - these may be components of photochemical smogs.
- Oxidation of Alkylaromatics: T.S.S Rao and Shubhra Awasthi: E-Journal of Chemistry Vol 4, No. 1, pp 1-13 January 2007

Titanium dioxide

- ▶ reacts with strong acids, strong oxidisers
- ▶ reacts violently with aluminium, calcium, hydrazine, lithium (at around 200 deg C.), magnesium, potassium, sodium, zinc, especially at elevated temperatures - these reactions involves reduction of the oxide and are accompanied by incandescence
- ▶ dust or powders can ignite and then explode in a carbon dioxide atmosphere
- ▶ WARNING: Avoid or control reaction with peroxides. All *transition metal* peroxides should be considered as potentially explosive. For example transition metal complexes of alkyl hydroperoxides may decompose explosively.
- ▶ The pi-complexes formed between chromium(0), vanadium(0) and other transition metals (haloarene-metal complexes) and mono- or poly-fluorobenzene show extreme sensitivity to heat and are explosive.
- ▶ Avoid reaction with borohydrides or cyanoborohydrides



+ X X X + + +

- X** — Must not be stored together
O — May be stored together with specific preventions
+ — May be stored together

SECTION 8 EXPOSURE CONTROLS / PERSONAL PROTECTION

Control parameters

OCCUPATIONAL EXPOSURE LIMITS (OEL)

INGREDIENT DATA

Source	Ingredient	Material name	TWA	STEL	Peak	Notes
New Zealand Workplace Exposure Standards (WES)	ethylbenzene	Ethyl benzene	434 mg/m ³ / 100 ppm	543 mg/m ³ / 125 ppm	Not Available	Not Available
New Zealand Workplace Exposure Standards (WES)	naphtha petroleum, heavy, hydrodesulfurised	White spirits (Stoddard solvent)	525 mg/m ³ / 100 ppm	Not Available	Not Available	Not Available

EMERGENCY LIMITS

Ingredient	Material name	TEEL-1	TEEL-2	TEEL-3
xylene	Xylenes	Not Available	Not Available	Not Available
ethylbenzene	Ethyl benzene	Not Available	Not Available	Not Available
naphtha petroleum, heavy, hydrodesulfurised	Stoddard solvent; (Mineral spirits, 85% nonane and 15% trimethyl benzene)	300 mg/m ³	1,800 mg/m ³	29500 mg/m ³
1,2,4-trimethyl benzene	Permafluor E+	140 mg/m ³	360 mg/m ³	2,200 mg/m ³
1,2,4-trimethyl benzene	Trimethylbenzene, 1,2,4-; (Pseudocumene)	Not Available	Not Available	480 ppm

Ingredient	Original IDLH	Revised IDLH
naphtha petroleum, light aromatic solvent	Not Available	Not Available
xylene	900 ppm	Not Available
ethylbenzene	800 [LEL] ppm	Not Available
naphtha petroleum, heavy, hydrodesulfurised	20,000 mg/m ³	Not Available
1,2,4-trimethyl benzene	Not Available	Not Available

Exposure controls

Appropriate engineering controls

Engineering controls are used to remove a hazard or place a barrier between the worker and the hazard. Well-designed engineering controls can be highly effective in protecting workers and will typically be independent of worker interactions to provide this high level of protection.

The basic types of engineering controls are:


Process controls which involve changing the way a job activity or process is done to reduce the risk.

Enclosure and/or isolation of emission source which keeps a selected hazard "physically" away from the worker and ventilation that strategically "adds" and "removes" air in the work environment. Ventilation can remove or dilute an air contaminant if designed properly. The design of a ventilation system must match the particular process and chemical or contaminant in use.

Employers may need to use multiple types of controls to prevent employee overexposure.

- ▶ Employees exposed to confirmed human carcinogens should be authorized to do so by the employer, and work in a regulated area.
- ▶ Work should be undertaken in an isolated system such as a "glove-box" . Employees should wash their hands and arms upon completion of the assigned task and before engaging in other activities not associated with the isolated system.
- ▶ Within regulated areas, the carcinogen should be stored in sealed containers, or enclosed in a closed system, including piping systems, with any sample ports or openings closed while the carcinogens are contained within.
- ▶ Open-vessel systems are prohibited.
- ▶ Each operation should be provided with continuous local exhaust ventilation so that air movement is always from ordinary work areas to the operation.
- ▶ Exhaust air should not be discharged to regulated areas, non-regulated areas or the external environment unless decontaminated. Clean make-up air should be introduced in sufficient volume to maintain correct operation of the local exhaust system.

Altex Pro~Seal Intumescent Sealer

	<ul style="list-style-type: none"> ▶ For maintenance and decontamination activities, authorized employees entering the area should be provided with and required to wear clean, impervious garments, including gloves, boots and continuous-air supplied hood. Prior to removing protective garments the employee should undergo decontamination and be required to shower upon removal of the garments and hood. ▶ Except for outdoor systems, regulated areas should be maintained under negative pressure (with respect to non-regulated areas). ▶ Local exhaust ventilation requires make-up air be supplied in equal volumes to replaced air. ▶ Laboratory hoods must be designed and maintained so as to draw air inward at an average linear face velocity of 0.76 m/sec with a minimum of 0.64 m/sec. Design and construction of the fume hood requires that insertion of any portion of the employees body, other than hands and arms, be disallowed.
<p style="text-align: center;">Personal protection</p>	
<p style="text-align: center;">Eye and face protection</p>	<ul style="list-style-type: none"> ▶ Safety glasses with side shields ▶ Chemical goggles. ▶ Contact lenses may pose a special hazard; soft contact lenses may absorb and concentrate irritants. A written policy document, describing the wearing of lenses or restrictions on use, should be created for each workplace or task. This should include a review of lens absorption and adsorption for the class of chemicals in use and an account of injury experience. Medical and first-aid personnel should be trained in their removal and suitable equipment should be readily available. In the event of chemical exposure, begin eye irrigation immediately and remove contact lens as soon as practicable. Lens should be removed at the first signs of eye redness or irritation - lens should be removed in a clean environment only after workers have washed hands thoroughly. [CDC NIOSH Current Intelligence Bulletin 59], [AS/NZS 1336 or national equivalent]
<p style="text-align: center;">Skin protection</p>	<p>See Hand protection below</p>
<p style="text-align: center;">Hands/feet protection</p>	<p>The selection of suitable gloves does not only depend on the material, but also on further marks of quality which vary from manufacturer to manufacturer. Where the chemical is a preparation of several substances, the resistance of the glove material can not be calculated in advance and has therefore to be checked prior to the application.</p> <p>The exact break through time for substances has to be obtained from the manufacturer of the protective gloves and has to be observed when making a final choice.</p> <p>Personal hygiene is a key element of effective hand care. Gloves must only be worn on clean hands. After using gloves, hands should be washed and dried thoroughly. Application of a non-perfumed moisturizer is recommended.</p> <p>Suitability and durability of glove type is dependent on usage. Important factors in the selection of gloves include:</p> <ul style="list-style-type: none"> • frequency and duration of contact, • chemical resistance of glove material, • glove thickness and • dexterity <p>Select gloves tested to a relevant standard (e.g. Europe EN 374, US F739, AS/NZS 2161.1 or national equivalent).</p> <ul style="list-style-type: none"> • When prolonged or frequently repeated contact may occur, a glove with a protection class of 5 or higher (breakthrough time greater than 240 minutes according to EN 374, AS/NZS 2161.10.1 or national equivalent) is recommended. • When only brief contact is expected, a glove with a protection class of 3 or higher (breakthrough time greater than 60 minutes according to EN 374, AS/NZS 2161.10.1 or national equivalent) is recommended. • Some glove polymer types are less affected by movement and this should be taken into account when considering gloves for long-term use. • Contaminated gloves should be replaced. <p>For general applications, gloves with a thickness typically greater than 0.35 mm, are recommended.</p> <p>It should be emphasised that glove thickness is not necessarily a good predictor of glove resistance to a specific chemical, as the permeation efficiency of the glove will be dependent on the exact composition of the glove material. Therefore, glove selection should also be based on consideration of the task requirements and knowledge of breakthrough times.</p> <p>Glove thickness may also vary depending on the glove manufacturer, the glove type and the glove model. Therefore, the manufacturers' technical data should always be taken into account to ensure selection of the most appropriate glove for the task.</p> <p>Note: Depending on the activity being conducted, gloves of varying thickness may be required for specific tasks. For example:</p> <ul style="list-style-type: none"> • Thinner gloves (down to 0.1 mm or less) may be required where a high degree of manual dexterity is needed. However, these gloves are only likely to give short duration protection and would normally be just for single use applications, then disposed of. • Thicker gloves (up to 3 mm or more) may be required where there is a mechanical (as well as a chemical) risk i.e. where there is abrasion or puncture potential <p>Gloves must only be worn on clean hands. After using gloves, hands should be washed and dried thoroughly. Application of a non-perfumed moisturiser is recommended.</p> <ul style="list-style-type: none"> ▶ Wear chemical protective gloves, e.g. PVC. ▶ Wear safety footwear or safety gumboots, e.g. Rubber
<p style="text-align: center;">Body protection</p>	<p>See Other protection below</p>
<p style="text-align: center;">Other protection</p>	<ul style="list-style-type: none"> ▶ Employees working with confirmed human carcinogens should be provided with, and be required to wear, clean, full body protective clothing (smocks, coveralls, or long-sleeved shirt and pants), shoe covers and gloves prior to entering the regulated area. [AS/NZS ISO 6529:2006 or national equivalent] ▶ Employees engaged in handling operations involving carcinogens should be provided with, and required to wear and use half-face filter-type respirators with filters for dusts, mists and fumes, or air purifying canisters or cartridges. A respirator affording higher levels of protection may be substituted. [AS/NZS 1715 or national equivalent] ▶ Emergency deluge showers and eyewash fountains, supplied with potable water, should be located near, within sight of, and on the same level with locations where direct exposure is likely. ▶ Prior to each exit from an area containing confirmed human carcinogens, employees should be required to remove and leave protective clothing and equipment at the point of exit and at the last exit of the day, to place used clothing and equipment in impervious containers at the point of exit for purposes of decontamination or disposal. The contents of such impervious containers must be identified with suitable labels. For maintenance and decontamination activities, authorized employees entering the area should be provided with and required to wear clean, impervious garments, including gloves, boots and continuous-air supplied hood. ▶ Prior to removing protective garments the employee should undergo decontamination and be required to shower upon removal of the garments and hood. ▶ Overalls. ▶ PVC Apron. ▶ PVC protective suit may be required if exposure severe. ▶ Eyewash unit. ▶ Ensure there is ready access to a safety shower. <ul style="list-style-type: none"> • Some plastic personal protective equipment (PPE) (e.g. gloves, aprons, overshoes) are not recommended as they may produce static electricity. • For large scale or continuous use wear tight-weave non-static clothing (no metallic fasteners, cuffs or pockets). • Non sparking safety or conductive footwear should be considered. Conductive footwear describes a boot or shoe with a sole made from a conductive compound chemically bound to the bottom components, for permanent control to electrically ground the foot an shall dissipate static electricity from the body to reduce the possibility of ignition of volatile compounds. Electrical resistance must range between 0 to 500,000 ohms. Conductive shoes should be stored in lockers close to the room in which they are worn. Personnel who have been issued conductive footwear should not wear them from their place of work to their homes and return.

Thermal hazards	Not Available
-----------------	---------------

Recommended material(s)**GLOVE SELECTION INDEX**

Glove selection is based on a modified presentation of the:

"Forsberg Clothing Performance Index".

The effect(s) of the following substance(s) are taken into account in the **computer-generated** selection:

Altex Pro~Seal Intumescent Sealer

Material	CPI
BUTYL	C
BUTYL/NEOPRENE	C
HYPALON	C
NAT+NEOPR+NITRILE	C
NATURAL RUBBER	C
NATURAL+NEOPRENE	C
NEOPRENE	C
NEOPRENE/NATURAL	C
NITRILE	C
NITRILE+PVC	C
PE	C
PE/EVAL/PE	C
PVA	C
PVC	C
PVDC/PE/PVDC	C
TEFLON	C
VITON	C

* CPI - Chemwatch Performance Index

A: Best Selection

B: Satisfactory; may degrade after 4 hours continuous immersion

C: Poor to Dangerous Choice for other than short term immersion

NOTE: As a series of factors will influence the actual performance of the glove, a final selection must be based on detailed observation. -

* Where the glove is to be used on a short term, casual or infrequent basis, factors such as "feel" or convenience (e.g. disposability), may dictate a choice of gloves which might otherwise be unsuitable following long-term or frequent use. A qualified practitioner should be consulted.

Respiratory protection

Type AX Filter of sufficient capacity. (AS/NZS 1716 & 1715, EN 143:2000 & 149:2001, ANSI Z88 or national equivalent)

Where the concentration of gas/particulates in the breathing zone, approaches or exceeds the "Exposure Standard" (or ES), respiratory protection is required.

Degree of protection varies with both face-piece and Class of filter; the nature of protection varies with Type of filter.

Required Minimum Protection Factor	Half-Face Respirator	Full-Face Respirator	Powered Air Respirator
up to 10 x ES	AX-AUS / Class 1	-	AX-PAPR-AUS / Class 1
up to 50 x ES	Air-line*	-	-
up to 100 x ES	-	AX-3	-
100+ x ES	-	Air-line**	-

* - Continuous-flow; ** - Continuous-flow or positive pressure demand

A(All classes) = Organic vapours, B AUS or B1 = Acid gasses, B2 = Acid gas or hydrogen cyanide(HCN), B3 = Acid gas or hydrogen cyanide(HCN), E = Sulfur dioxide(SO₂), G = Agricultural chemicals, K = Ammonia(NH₃), Hg = Mercury, NO = Oxides of nitrogen, MB = Methyl bromide, AX = Low boiling point organic compounds(below 65 degC)

If inhalation risk above the TLV exists, wear approved dust respirator.

Use respirators with protection factors appropriate for the exposure level.

- ▶ Up to 5 X TLV, use valveless mask type; up to 10 X TLV, use 1/2 mask dust respirator
- ▶ Up to 50 X TLV, use full face dust respirator or demand type C air supplied respirator
- ▶ Up to 500 X TLV, use powered air-purifying dust respirator or a Type C pressure demand supplied-air respirator
- ▶ Over 500 X TLV wear full-face self-contained breathing apparatus with positive pressure mode or a combination respirator with a Type C positive pressure supplied-air full-face respirator and an auxiliary self-contained breathing apparatus operated in pressure demand or other positive pressure mode

Cartridge respirators should never be used for emergency ingress or in areas of unknown vapour concentrations or oxygen content. The wearer must be warned to leave the contaminated area immediately on detecting any odours through the respirator. The odour may indicate that the mask is not functioning properly, that the vapour concentration is too high, or that the mask is not properly fitted. Because of these limitations, only restricted use of cartridge respirators is considered appropriate.

Selection of the Class and Type of respirator will depend upon the level of breathing zone contaminant and the chemical nature of the contaminant. Protection Factors (defined as the ratio of contaminant outside and inside the mask) may also be important.

Required minimum protection factor	Maximum gas/vapour concentration present in air p.p.m. (by volume)	Half-face Respirator	Full-Face Respirator
up to 10	1000	A-AUS / Class 1	-
up to 50	1000	-	A-AUS / Class 1
up to 50	5000	Airline *	-
up to 100	5000	-	A-2
up to 100	10000	-	A-3
100+		-	Airline**

* - Continuous Flow

** - Continuous-flow or positive pressure demand.

A(All classes) = Organic vapours, B AUS or B1 = Acid gasses, B2 = Acid gas or hydrogen cyanide(HCN), B3 = Acid gas or hydrogen cyanide(HCN), E = Sulfur dioxide(SO₂), G = Agricultural chemicals, K = Ammonia(NH₃), Hg = Mercury, NO = Oxides of nitrogen, MB = Methyl bromide, AX = Low boiling point organic compounds(below 65 deg C)

SECTION 9 PHYSICAL AND CHEMICAL PROPERTIES**Information on basic physical and chemical properties**

Appearance	grey viscous liquid		
Physical state	Liquid	Relative density (Water = 1)	1.52
Odour	Not Available	Partition coefficient n-octanol / water	Not Available
Odour threshold	Not Available	Auto-ignition temperature (°C)	410
pH (as supplied)	Not Available	Decomposition temperature	Not Available
Melting point / freezing point (°C)	Not Available	Viscosity (cSt)	473.68
Initial boiling point and boiling range (°C)	148	Molecular weight (g/mol)	Not Available
Flash point (°C)	34	Taste	Not Available

Continued...

Altex Pro~Seal Intumescent Sealer

Evaporation rate	0.6 BuAC = 1	Explosive properties	Not Available
Flammability	Flammable.	Oxidising properties	Not Available
Upper Explosive Limit (%)	6.8	Surface Tension (dyn/cm or mN/m)	Not Available
Lower Explosive Limit (%)	0.7	Volatile Component (%vol)	28
Vapour pressure (kPa)	0.4	Gas group	Not Available
Solubility in water (g/L)	Immiscible	pH as a solution (1%)	Not Available
Vapour density (Air = 1)	4.3	VOC g/L	262.22

SECTION 10 STABILITY AND REACTIVITY

Reactivity	See section 7
Chemical stability	<ul style="list-style-type: none"> ▶ Unstable in the presence of incompatible materials. ▶ Product is considered stable. ▶ Hazardous polymerisation will not occur.
Possibility of hazardous reactions	See section 7
Conditions to avoid	See section 7
Incompatible materials	See section 7
Hazardous decomposition products	See section 5

SECTION 11 TOXICOLOGICAL INFORMATION

Information on toxicological effects

Inhaled	<p>The material is not thought to produce adverse health effects or irritation of the respiratory tract (as classified by EC Directives using animal models). Nevertheless, good hygiene practice requires that exposure be kept to a minimum and that suitable control measures be used in an occupational setting. The acute toxicity of inhaled alkylbenzene is best described by central nervous system depression. These compounds may also act as general anaesthetics. Whole body symptoms of poisoning include light-headedness, nervousness, apprehension, a feeling of well-being, confusion, dizziness, drowsiness, ringing in the ears, blurred or double vision, vomiting and sensations of heat, cold or numbness, twitching, tremors, convulsions, unconsciousness, depression of breathing, and arrest. Heart stoppage may result from cardiovascular collapse. A slow heart rate and low blood pressure may also occur. Alkylbenzenes are not generally toxic except at high levels of exposure. Their breakdown products have low toxicity and are easily eliminated from the body. On exposure to mixed trimethylbenzenes, some people may become nervous, tensed, anxious and have difficult breathing. There may be a reduction red blood cells and bleeding abnormalities. There may also be drowsiness. Isobutanol appears to be more toxic than n-butyl alcohol. It may result in narcosis and death. Headache, fatigue, tiredness, irritability and digestive disturbances (nausea, loss of appetite and bloating) are the most common symptoms of xylene overexposure. Injury to the heart, liver, kidneys and nervous system has also been noted amongst workers. Xylene is a central nervous system depressant</p>
Ingestion	<p>Following a single dose of isobutanol in rats, deaths were delayed for several days and hepatic degeneration was evident. Sulfonamides and their derivatives can cause extensive kidney damage, and destroy red blood cells. Overdose may cause an accumulation of acid in the blood or a diminished blood sugar level with confusion and coma resulting. Swallowing of the liquid may cause aspiration into the lungs with the risk of chemical pneumonitis; serious consequences may result. (ICSC13733) The material has NOT been classified by EC Directives or other classification systems as "harmful by ingestion". This is because of the lack of corroborating animal or human evidence.</p>
Skin Contact	<p>The liquid may be able to be mixed with fats or oils and may degrease the skin, producing a skin reaction described as non-allergic contact dermatitis. The material is unlikely to produce an irritant dermatitis as described in EC Directives. Application of isobutanol to human skin produced slight redness and blood congestion. Toxic effects may result from skin absorption. Open cuts, abraded or irritated skin should not be exposed to this material. Entry into the blood-stream, through, for example, cuts, abrasions or lesions, may produce systemic injury with harmful effects. Examine the skin prior to the use of the material and ensure that any external damage is suitably protected.</p>
Eye	<p>Although the liquid is not thought to be an irritant (as classified by EC Directives), direct contact with the eye may produce transient discomfort characterised by tearing or conjunctival redness (as with windburn). Instillation of isobutanol into the eye may cause moderate to severe irritation but no permanent injury to the cornea. Eye drops with sulfonamides can cause local irritation, sensations of burning and stinging, blurred vision and loss of depth perception. The conjunctiva and cornea may become inflamed, and the cornea and lens may become clouded.</p>
Chronic	<p>There is ample evidence that this material can be regarded as being able to cause cancer in humans based on experiments and other information. Based on experiments and other information, there is ample evidence to presume that exposure to this material can cause genetic defects that can be inherited. Substance accumulation, in the human body, may occur and may cause some concern following repeated or long-term occupational exposure. There is some evidence from animal testing that exposure to this material may result in reduced fertility. There is some evidence from animal testing that exposure to this material may result in toxic effects to the unborn baby. Oral exposure of rats to isobutanol caused cancers of the gullet and stomach, liver or blood (myelogenous leukaemia). Abnormal non-cancer growths were also more common in those animals exposed to isobutanol. Prolonged oral treatment with sulfonamides has caused nausea, vomiting, diarrhoea, abdominal pain, loss of appetite, inflammation of the mouth cavity, impaired folic acid absorption, exacerbation of porphyria, acidosis, liver damage with impaired blood clotting, jaundice and inflammation of the pancreas. Effects on the kidney include blood and crystals in the urine, painful and frequent urination or lack of urine with nitrogen retention. Crystalline silicas activate the inflammatory response of white blood cells after they injure the lung epithelium. Chronic exposure to crystalline silicas reduces lung capacity and predisposes to chest infections. Welding or flame cutting of metals with zinc or zinc dust coatings may result in inhalation of zinc oxide fume; high concentrations of zinc oxide fume may result in "metal fume fever"; also known as "brass chills", an industrial disease of short duration. [I.L.O] Symptoms include malaise, fever, weakness, nausea and may appear quickly if operations occur in enclosed or poorly ventilated areas. Women exposed to xylene in the first 3 months of pregnancy showed a slightly increased risk of miscarriage and birth defects. Evaluation of workers chronically exposed to xylene has demonstrated lack of genetic toxicity. Exposure to the material for prolonged periods may cause physical defects in the developing embryo (teratogenesis).</p>

Altex Pro~Seal Intumescent Sealer

Altex Pro~Seal Intumescent Sealer	TOXICITY	IRRITATION
	Not Available	Not Available
naphtha petroleum, light aromatic solvent	TOXICITY	IRRITATION
	Dermal (rabbit) LD50: >1900 mg/kg ^[1]	Not Available
	Inhalation (rat) LC50: >7331.62506 mg/l/8h ^[2]	
	Oral (rat) LD50: >4500 mg/kg ^[1]	
xylene	TOXICITY	IRRITATION
	Dermal (rabbit) LD50: >1700 mg/kg ^[2]	Eye (human): 200 ppm irritant
	Inhalation (rat) LC50: 4994.295 mg/l/4h ^[2]	Eye (rabbit): 5 mg/24h SEVERE
	Oral (rat) LD50: 4300 mg/kg ^[2]	Eye (rabbit): 87 mg mild
		Skin (rabbit):500 mg/24h moderate
ethylbenzene	TOXICITY	IRRITATION
	Dermal (rabbit) LD50: >5000 mg/kg ^[2]	Eye (rabbit): 500 mg - SEVERE
	Inhalation (mouse) LC50: 17.75 mg/l/2H ^[2]	Skin (rabbit): 15 mg/24h mild
naphtha petroleum, heavy, hydrodesulfurised	TOXICITY	IRRITATION
	Dermal (rabbit) LD50: >1900 mg/kg ^[1]	Not Available
	Inhalation (rat) LC50: >2796.8052 mg/l/8H ^[2]	
1,2,4-trimethyl benzene	TOXICITY	IRRITATION
	Inhalation (rat) LC50: 18 mg/l/4hd ^[2]	Not Available
	Oral (rat) LD50: 3280 mg/kg ^[1]	

Legend:

1. Value obtained from Europe ECHA Registered Substances - Acute toxicity 2. * Value obtained from manufacturer's SDS. Unless otherwise specified data extracted from RTECS - Register of Toxic Effect of chemical Substances

NAPHTHA PETROLEUM, LIGHT AROMATIC SOLVENT	* [Devoe] .
XYLENE	The substance is classified by IARC as Group 3: NOT classifiable as to its carcinogenicity to humans. Evidence of carcinogenicity may be inadequate or limited in animal testing. Reproductive effector in rats
ETHYLBENZENE	Ethylbenzene is readily absorbed when inhaled, swallowed or in contact with the skin. It is distributed throughout the body, and passed out through urine. It may irritate the skin, eyes and may cause hearing loss if exposed to high doses. Long Term exposure may cause damage to the kidney, liver and lungs, including a tendency to cancer formation, according to animal testing. There is no research on its effect on sex organs and unborn babies. NOTE: Substance has been shown to be mutagenic in at least one assay, or belongs to a family of chemicals producing damage or change to cellular DNA. WARNING: This substance has been classified by the IARC as Group 2B: Possibly Carcinogenic to Humans. Liver changes, uterine tract, effects on fertility, foetotoxicity, specific developmental abnormalities (musculoskeletal system) recorded.
NAPHTHA PETROLEUM, HEAVY, HYDRODESULFURISED	No significant acute toxicological data identified in literature search. Animal studies indicate that normal, branched and cyclic paraffins are absorbed from the gastrointestinal tract and that the absorption of n-paraffins is inversely proportional to the carbon chain length, with little absorption above C30. With respect to the carbon chain lengths likely to be present in mineral oil, n-paraffins may be absorbed to a greater extent than iso- or cyclo-paraffins. The major classes of hydrocarbons are well absorbed into the gastrointestinal tract in various species. In many cases, the hydrophobic hydrocarbons are ingested in association with fats in the diet. Some hydrocarbons may appear unchanged as in the lipoprotein particles in the gut lymph, but most hydrocarbons partly separate from fats and undergo metabolism in the gut cell. The gut cell may play a major role in determining the proportion of hydrocarbon that becomes available to be deposited unchanged in peripheral tissues such as in the body fat stores or the liver. For petroleum: This product contains benzene, which can cause acute myeloid leukaemia, and n-hexane, which can be metabolized to compounds which are toxic to the nervous system. This product contains toluene, and animal studies suggest high concentrations of toluene lead to hearing loss. This product contains ethyl benzene and naphthalene, from which animal testing shows evidence of tumour formation. Cancer-causing potential: Animal testing shows inhaling petroleum causes tumours of the liver and kidney; these are however not considered to be relevant in humans. Mutation-causing potential: Most studies involving gasoline have returned negative results regarding the potential to cause mutations, including all recent studies in living human subjects (such as in petrol service station attendants). Reproductive toxicity: Animal studies show that high concentrations of toluene (>0.1%) can cause developmental effects such as lower birth weight and developmental toxicity to the nervous system of the foetus. Other studies show no adverse effects on the foetus. Human effects: Prolonged or repeated contact may cause defatting of the skin which can lead to skin inflammation and may make the skin more susceptible to irritation and penetration by other materials.

Altex Pro~Seal Intumescent Sealer

	Animal testing shows that exposure to gasoline over a lifetime can cause kidney cancer, but the relevance in humans is questionable.
1,2,4-TRIMETHYL BENZENE	Other Toxicity data is available for CHEMWATCH 12172 1,2,3-trimethylbenzene CHEMWATCH 2325 1,3,5-trimethylbenzene
NAPHTHA PETROLEUM, LIGHT AROMATIC SOLVENT & 1,2,4-TRIMETHYL BENZENE	Asthma-like symptoms may continue for months or even years after exposure to the material ends. This may be due to a non-allergic condition known as reactive airways dysfunction syndrome (RADS) which can occur after exposure to high levels of highly irritating compound. Main criteria for diagnosing RADS include the absence of previous airways disease in a non-atopic individual, with sudden onset of persistent asthma-like symptoms within minutes to hours of a documented exposure to the irritant. Other criteria for diagnosis of RADS include a reversible airflow pattern on lung function tests, moderate to severe bronchial hyperreactivity on methacholine challenge testing, and the lack of minimal lymphocytic inflammation, without eosinophilia. RADS (or asthma) following an irritating inhalation is an infrequent disorder with rates related to the concentration of and duration of exposure to the irritating substance. On the other hand, industrial bronchitis is a disorder that occurs as a result of exposure due to high concentrations of irritating substance (often particles) and is completely reversible after exposure ceases. The disorder is characterized by difficulty breathing, cough and mucus production.
NAPHTHA PETROLEUM, LIGHT AROMATIC SOLVENT & NAPHTHA PETROLEUM, HEAVY, HYDRODESULFURISED & 1,2,4-TRIMETHYL BENZENE	For trimethylbenzenes: Absorption of 1,2,4-trimethylbenzene occurs after exposure by swallowing, inhalation, or skin contact. In the workplace, inhalation and skin contact are the most important routes of absorption; whole-body toxic effects from skin absorption are unlikely to occur as the skin irritation caused by the chemical generally leads to quick removal. The substance is fat-soluble and may accumulate in fatty tissues. It is also bound to red blood cells in the bloodstream. It is excreted from the body both by exhalation and in the urine. Acute toxicity: Direct contact with liquid 1,2,4-trimethylbenzene is irritating to the skin, and breathing the vapour is irritating to the airway, causing lung inflammation. Breathing high concentrations of the chemical vapour causes headache, fatigue and drowsiness. In humans, liquid 1,2,4-trimethylbenzene is irritating to the skin and inhalation of the vapour causes chemical pneumonitis. Direct skin contact causes dilation of blood vessels, redness and irritation. Nervous system toxicity: 1,2,4-trimethylbenzene depresses the central nervous system. Exposure to solvent mixtures in the workplace containing the chemical causes headache, fatigue, nervousness and drowsiness. Subacute/chronic toxicity: Long-term exposure to solvents containing 1,2,4-trimethylbenzene may cause nervousness, tension and inflammation of the bronchi. Painters that worked for several years with a solvent containing 50% 1,2,4-trimethylbenzene and 30% 1,3,5-trimethylbenzene showed nervousness, tension and anxiety, asthmatic bronchitis, anaemia and changes in blood clotting; blood effects may have been due to trace amounts of benzene. Animal testing showed that inhaling trimethylbenzene may alter blood counts, with reduction in lymphocytes and an increase in neutrophils. Genetic toxicity: Animal testing does not show that the C9 fraction causes mutations or chromosomal aberrations. Developmental / reproductive toxicity: Animal testing showed that the C9 fraction of 1,2,4-trimethylbenzene caused reproductive toxicity.
NAPHTHA PETROLEUM, LIGHT AROMATIC SOLVENT & NAPHTHA PETROLEUM, HEAVY, HYDRODESULFURISED	For C9 aromatics (typically trimethylbenzenes – TMBs) Acute toxicity: Animal testing shows that semi-lethal concentrations and doses vary amongst this group. The semilethal concentrations for inhalation range from 6000 to 10000 mg/cubic metre for C9 aromatic naphtha and 18000-24000 mg/cubic metre for 1,2,4- and 1,3,5-TMB, respectively. Irritation and sensitization: Results from animal testing indicate that C9 aromatic hydrocarbon solvents are mildly to moderately irritating to the skin, minimally irritating to the eye, and have the potential to irritate the airway and cause depression of breathing rate. There is no evidence that it sensitizes skin. Repeated dose toxicity: Animal studies show that chronic inhalation toxicity for C9 aromatic hydrocarbon solvents is slight. Similarly, oral exposure does not appear to pose a high toxicity hazard for pure trimethylbenzene isomers. Mutation-causing ability: No evidence of mutation-causing ability and genetic toxicity was found in animal and laboratory testing. Reproductive and developmental toxicity: No definitive effects on reproduction were seen, although reduction in weight in developing animals may be seen at concentrations that are toxic to the mother.
XYLENE & ETHYLBENZENE	The material may produce severe irritation to the eye causing pronounced inflammation. Repeated or prolonged exposure to irritants may produce conjunctivitis.
XYLENE & ETHYLBENZENE	The material may cause skin irritation after prolonged or repeated exposure and may produce on contact skin redness, swelling, the production of vesicles, scaling and thickening of the skin.
Acute Toxicity	☹
Skin Irritation/Corrosion	✔
Serious Eye Damage/Irritation	✔
Respiratory or Skin sensitisation	✔
Mutagenicity	☹
Carcinogenicity	✔
Reproductivity	✔
STOT - Single Exposure	✔
STOT - Repeated Exposure	✔
Aspiration Hazard	☹

Legend: ✘ – Data available but does not fill the criteria for classification
✔ – Data available to make classification
☹ – Data Not Available to make classification

SECTION 12 ECOLOGICAL INFORMATION

Toxicity

Altex Pro~Seal Intumescent Sealer	ENDPOINT	TEST DURATION (HR)	SPECIES	VALUE	SOURCE
	Not Available	Not Available	Not Available	Not Available	Not Available

naphtha petroleum, light aromatic solvent	ENDPOINT	TEST DURATION (HR)	SPECIES	VALUE	SOURCE
	EC50	48	Crustacea	=6.14mg/L	1
	EC50	72	Algae or other aquatic plants	3.29mg/L	1
	EC10	72	Algae or other aquatic plants	1.13mg/L	1
	NOEC	72	Algae or other aquatic plants	=1mg/L	1

xylene	ENDPOINT	TEST DURATION (HR)	SPECIES	VALUE	SOURCE
	LC50	96	Fish	2.6mg/L	2
	EC50	48	Crustacea	>3.4mg/L	2
	EC50	72	Algae or other aquatic plants	4.6mg/L	2
	NOEC	73	Algae or other aquatic plants	0.44mg/L	2

Altex Pro~Seal Intumescent Sealer

ethylbenzene	ENDPOINT	TEST DURATION (HR)	SPECIES	VALUE	SOURCE
	LC50	96	Fish	0.0043mg/L	4
	EC50	48	Crustacea	1.184mg/L	4
	EC50	96	Algae or other aquatic plants	3.6mg/L	4
	NOEC	168	Crustacea	0.96mg/L	5

naphtha petroleum, heavy, hydrodesulfurised	ENDPOINT	TEST DURATION (HR)	SPECIES	VALUE	SOURCE
	Not Available	Not Available	Not Available	Not Available	Not Available

1,2,4-trimethyl benzene	ENDPOINT	TEST DURATION (HR)	SPECIES	VALUE	SOURCE
	LC50	96	Fish	7.72mg/L	2
	EC50	48	Crustacea	ca.6.14mg/L	1

Legend:

Extracted from 1. IUCLID Toxicity Data 2. Europe ECHA Registered Substances - Ecotoxicological Information - Aquatic Toxicity 3. EPIWIN Suite V3.12 (QSAR) - Aquatic Toxicity Data (Estimated) 4. US EPA, Ecotox database - Aquatic Toxicity Data 5. ECETOC Aquatic Hazard Assessment Data 6. NITE (Japan) - Bioconcentration Data 7. METI (Japan) - Bioconcentration Data 8. Vendor Data

Harmful to aquatic organisms, may cause long-term adverse effects in the aquatic environment.

Do NOT allow product to come in contact with surface waters or to intertidal areas below the mean high water mark. Do not contaminate water when cleaning equipment or disposing of equipment wash-waters.

Wastes resulting from use of the product must be disposed of on site or at approved waste sites.

Toxic to soil organisms.

For 1,2,4 - Trimethylbenzene:

Half-life (hr) air: 0.48-16;

Half-life (hr) H₂O surface water: 0.24 -672;

Half-life (hr) H₂O ground: 336-1344;

Half-life (hr) soil: 168-672;

Henry's Pa m³/mol: 385 -627;

Bioaccumulation: not significant. 1,2,4-Trimethylbenzene is a volatile organic compound (VOC) substance.

Atmospheric Fate: 1,2,4-trimethylbenzene can contribute to the formation of photochemical smog in the presence of other VOCs. Degradation of 1,2,4-trimethylbenzene in the atmosphere occurs by reaction with hydroxyl radicals. Reaction also occurs with ozone but very slowly (half life 8820 days).

Aquatic Fate: 1,2,4-Trimethylbenzene volatilizes rapidly from surface waters with volatilization half-life from a model river calculated to be 3.4 hours. Biodegradation of 1,2,4-trimethylbenzene has been noted in both seawater and ground water. Various strains of Pseudomonas can biodegrade 1,2,4-trimethylbenzene.

Terrestrial Fate: 1,2,4-Trimethylbenzene also volatilizes from soils however; moderate adsorption to soils and sediments may occur. Volatilization is the major route of removal of 1,2,4-trimethylbenzene from soils; although, biodegradation may also occur. Due to the high volatility of the chemical it is unlikely to accumulate in soil or surface water to toxic concentrations.

Ecotoxicity: No significant bioaccumulation has been noted. 1,2,4-Trimethylbenzene is moderately toxic to fathead minnow and slightly toxic to dungeness crab. 1,2,4-Trimethylbenzene has moderate acute toxicity to aquatic organisms. No stress was observed in rainbow trout, sea lamprey and Daphnia magna water fleas. The high concentrations required to induce toxicity in laboratory animals are not likely to be reached in the environment.

For Aromatic Substances Series:

Environmental Fate: Large, molecularly complex polycyclic aromatic hydrocarbons, or PAHs, are persistent in the environment longer than smaller PAHs.

Atmospheric Fate: PAHs are 'semi-volatile substances' which can move between the atmosphere and the Earth's surface in repeated, temperature-driven cycles of deposition and volatilization.

Terrestrial Fate: BTEX compounds have the potential to move through soil and contaminate ground water, and their vapors are highly flammable and explosive.

Ecotoxicity - Within an aromatic series, acute toxicity increases with increasing alkyl substitution on the aromatic nucleus. The order of most toxic to least in a study using grass shrimp and brown shrimp was dimethylnaphthalenes > methylnaphthalenes > naphthalenes. Anthracene is a phototoxic PAH. UV light greatly increases the toxicity of anthracene to bluegill sunfish. Biological resources in strong sunlight are at more risk than those that are not. PAHs in general are more frequently associated with chronic risks.

For Xylenes:

log Koc : 2.05-3.08; Koc : 25.4-204; Half-life (hr) air : 0.24-42; Half-life (hr) H₂O surface water : 24-672; Half-life (hr) H₂O ground : 336-8640; Half-life (hr) soil : 52-672; Henry's Pa m³/mol : 637-879; Henry's atm m³/mol - 7.68E-03; BOD 5 if unstated - 1.4,1%; COD - 2.56,13% ThOD - 3.125 : BCF : 23; log BCF : 1.17-2.41.

Environmental Fate: Most xylenes released to the environment will occur in the atmosphere and volatilisation is the dominant environmental fate process. Soil - Xylenes are expected to have moderate mobility in soil evaporating rapidly from soil surfaces. The extent of the degradation is expected to depend on its concentration, residence time in the soil, the nature of the soil, and whether resident microbial populations have been acclimated. Xylene can remain below the soil surface for several days and may travel through the soil profile and enter groundwater. Soil and water microbes may transform it into other, less harmful compounds, although this happens slowly. It is not clear how long xylene remains trapped deep underground in soil or groundwater, but it may be months or years.

Atmospheric Fate: Xylene evaporates quickly into the air from surface soil and water and can remain in the air for several days until it is broken down by sunlight into other less harmful chemicals. In the ambient atmosphere, xylenes are expected to exist solely in the vapour phase. Xylenes are degraded in the atmosphere with an estimated atmospheric lifetime of about 0.5 to 2 days. Xylene may contribute to photochemical smog formation. p-Xylene has a moderately high photochemical reactivity under smog conditions, higher than the other xylene isomers. The photooxidation of p-xylene results in the production of carbon monoxide, formaldehyde, glyoxal, methylglyoxal, 3-methylbenzyl nitrate, m-tolualdehyde, 4-nitro-3-xylene, 5-nitro-3-xylene, 2,6-dimethyl-p-benzoquinone, 2,4-dimethylphenol, 6-nitro-2,4-dimethylphenol, 2,6-dimethylphenol, and 4-nitro-2,6-dimethylphenol.

Aquatic Fate: p-xylene may adsorb to suspended solids and sediment in water and is expected to volatilise from water surfaces. Estimated volatilisation half-lives for a model river and model lake are 3 hours and 4 days, respectively. Measurements taken from goldfish, eels and clams indicate that bioconcentration in aquatic organisms is low. Photo-oxidation in the presence of humic acids may play an important role in the abiotic degradation of p-xylene. p-Xylene is biodegradable and has been observed to degrade in pond water however; it is unclear if it degrades in surface waters. p-Xylene has been observed to degrade in anaerobic and aerobic groundwater; however, it is known to persist for many years in groundwater, at least at sites where the concentration might have been quite high. Ecotoxicity: Xylenes are slightly toxic to fathead minnow, rainbow trout and bluegill and not acutely toxic to water fleas. For Photobacterium phosphoreum EC50 (24 h): 0.0084 mg/L. and Gammarus lacustris LC50 (48 h): 0.6 mg/L.

For Phosphate: The principal problems of phosphate contamination of the environment relates to eutrophication processes in lakes and ponds. Phosphorus is an essential plant nutrient and is usually the limiting nutrient for blue-green algae.

Aquatic Fate: Lakes overloaded with phosphates is the primary catalyst for the rapid growth of algae in surface waters. Planktonic algae cause turbidity and flotation films. Shore algae cause ugly muddying, films and damage to reeds. Decay of these algae causes oxygen depletion in the deep water and shallow water near the shore. The process is self-perpetuating because an anoxic condition at the sediment/water interface causes the release of more adsorbed phosphates from the sediment. The growth of algae produces undesirable effects on the treatment of water for drinking purposes, on fisheries, and on the use of lakes for recreational purposes.

For Sulfonamides:

Environmental Fate: Sulfonamides are the oldest and most widely used sulfa-related antibiotics which are used to treat bacterial, and some fungal, infections. These substances are used to in humans, and animals, as well as in aquaculture. Partitioning and reactivity of the different species of these substances are pH dependent, which plays an important role in their behavior in the environment and extraction techniques.

Atmospheric Fate: Natural sunlight may enhance the toxicity of the sulfonamides, likely because of the contribution of UVA light.

Terrestrial Fate: The sulfonamides dissipate more rapidly from the silt loam soil compared to sandy soil. Low concentrations of these substances are not expected to negatively impact soil microbes. Sulfonamides are only partially sorptive in soil and are non-persistent, and leachable. They are not classified as \blacklozenge readily biodegradable \blacklozenge . Adsorption to soil increases with aromaticity and increasing negative charge of functional groups. Mobility of these substances is higher in clay soils.

Aquatic Fate: Once released to the environment, sulfonamides distribute themselves among different environmental compartments, along with their degradation products, and are transported to

surface water and groundwater.

Ecotoxicity: Hardly any information is available about the ecological toxicity of antibiotics which is necessary to address possible adverse effects of antibiotics in the environment. The most important emission pathway of these substances and their main metabolite N4-acetyl-sulfadiazine into the environment is via the excretion of urine of treated livestock animals - including both grazing livestock and the use of liquid manure as fertilizer to agricultural land. These substances are excreted, via urine, as active substance or as acetyl conjugate. They are persistent in manure. Residual concentrations of sulfonamides and their metabolites can be found in the environment which may be very mobile, persistent and effective/toxic.

For Zinc and its Compounds: BCF: 4 to 24,000.

Environmental Fate: Zinc is capable of forming complexes with a variety of organic and inorganic groups and is an essential nutrient present in all organisms.

Atmospheric Fate: Zinc concentrations in the air are relatively low, except near industrial sources, such as smelters. There is no estimate for the atmospheric lifetime of zinc, but, since zinc is transported long distances in air, its lifetime in air is at least on the order of days. Zinc is removed from the air by dry/wet deposition.

Terrestrial Fate: Soil ♦ Zinc may magnify in the soil if concentrations of the substance exceed 1632 ppm. The relative mobility of zinc in soil is determined by the same factors that affect its transport in aquatic systems, (i.e. solubility of the compound, pH, and salinity). The mobility of zinc in soil increases at lower soil pH, under oxidizing conditions, and at lower cation, (positive ion), exchange capacities. However, the amount of zinc in solution generally increases @ pH >7, in soils high in organic matter. Clay and metal oxides sorb zinc and tend to retard its mobility in soil. Zinc is more mobile at pH 4 than at pH 6.5 as a consequence of sorption. Under low oxygen conditions, zinc sulfide is the controlling species, which has low mobility. Plants - Zinc is not expected to concentrate in plants, however, this depends on plant species, soil pH, and soil composition.

Aquatic Fate: Zinc readily adsorbs to sediment and suspended particles. The substance can persist in water indefinitely and can be toxic to aquatic life. Hydrous iron, manganese oxides, clay minerals, and organic material may help remove zinc from sediment since they adsorb the substance. Environmental toxicity of zinc in water is dependent upon the concentration of other minerals and the pH of the solution. Zinc remains as the free ion at lower pH levels. At high pH levels, zinc in solution is precipitated as zinc hydroxide, zinc carbonate, or calcium zincate.

Ecotoxicity: Zinc concentrates moderately in aquatic organisms; concentration is higher in crustaceans and bivalve species than in fish. Zinc is not expected to magnify as it moves up the land-based food chain. Zinc can concentrate over 200,000 times in oysters. Copper can increase toxicity to fish and calcium can decrease toxicity. Zinc can accumulate in freshwater species at 5 -1,130 times the concentration present in the water. Crustaceans and fish accumulate zinc from water and food. The substance has been found in very high concentration in aquatic invertebrates. Sediment dwelling organisms have higher zinc concentrations than those living in the aqueous layer. Overexposures to zinc also have been associated with toxic effects in mammals, including man. Ingestion of zinc or zinc-containing compounds has resulted in a variety of effects in the gastrointestinal tract and blood in humans and animals. The substance may cause lesions in the liver, pancreas, and kidneys.

DO NOT discharge into sewer or waterways.

Persistence and degradability

Ingredient	Persistence: Water/Soil	Persistence: Air
xylene	HIGH (Half-life = 360 days)	LOW (Half-life = 1.83 days)
ethylbenzene	HIGH (Half-life = 228 days)	LOW (Half-life = 3.57 days)
1,2,4-trimethyl benzene	LOW (Half-life = 56 days)	LOW (Half-life = 0.67 days)

Bioaccumulative potential

Ingredient	Bioaccumulation
xylene	MEDIUM (BCF = 740)
ethylbenzene	LOW (BCF = 79.43)
1,2,4-trimethyl benzene	LOW (BCF = 275)

Mobility in soil

Ingredient	Mobility
ethylbenzene	LOW (KOC = 517.8)
1,2,4-trimethyl benzene	LOW (KOC = 717.6)

SECTION 13 DISPOSAL CONSIDERATIONS



Waste treatment methods

Product / Packaging disposal	<ul style="list-style-type: none"> ▶ Containers may still present a chemical hazard/ danger when empty. ▶ Return to supplier for reuse/ recycling if possible. <p>Otherwise:</p> <ul style="list-style-type: none"> ▶ If container can not be cleaned sufficiently well to ensure that residuals do not remain or if the container cannot be used to store the same product, then puncture containers, to prevent re-use, and bury at an authorised landfill. ▶ Where possible retain label warnings and SDS and observe all notices pertaining to the product. <p>Legislation addressing waste disposal requirements may differ by country, state and/ or territory. Each user must refer to laws operating in their area. In some areas, certain wastes must be tracked.</p> <p>A Hierarchy of Controls seems to be common - the user should investigate:</p> <ul style="list-style-type: none"> ▶ Reduction ▶ Reuse ▶ Recycling ▶ Disposal (if all else fails) <p>This material may be recycled if unused, or if it has not been contaminated so as to make it unsuitable for its intended use. If it has been contaminated, it may be possible to reclaim the product by filtration, distillation or some other means. Shelf life considerations should also be applied in making decisions of this type. Note that properties of a material may change in use, and recycling or reuse may not always be appropriate.</p> <ul style="list-style-type: none"> ▶ DO NOT allow wash water from cleaning or process equipment to enter drains. ▶ It may be necessary to collect all wash water for treatment before disposal. ▶ In all cases disposal to sewer may be subject to local laws and regulations and these should be considered first. ▶ Where in doubt contact the responsible authority. ▶ Recycle wherever possible. ▶ Consult manufacturer for recycling options or consult local or regional waste management authority for disposal if no suitable treatment or disposal facility can be identified. ▶ Dispose of by: burial in a land-fill specifically licensed to accept chemical and / or pharmaceutical wastes or Incineration in a licensed apparatus (after admixture with suitable combustible material). ▶ Decontaminate empty containers. Observe all label safeguards until containers are cleaned and destroyed.
-------------------------------------	--

Ensure that the disposal of material is carried out in accordance with Hazardous Substances (Disposal) Regulations 2001.

SECTION 14 TRANSPORT INFORMATION

Labels Required

	
Marine Pollutant	
HAZCHEM	*3Y

Land transport (UN)

UN number	1263				
UN proper shipping name	PAINT (including paint, lacquer, enamel, stain, shellac, varnish, polish, liquid filler and liquid lacquer base) or PAINT RELATED MATERIAL (including paint thinning or reducing compound)				
Transport hazard class(es)	<table border="1"> <tr> <td>Class</td> <td>3</td> </tr> <tr> <td>Subrisk</td> <td>Not Applicable</td> </tr> </table>	Class	3	Subrisk	Not Applicable
Class	3				
Subrisk	Not Applicable				
Packing group	III				
Environmental hazard	Environmentally hazardous				
Special precautions for user	<table border="1"> <tr> <td>Special provisions</td> <td>163; 223; 367</td> </tr> <tr> <td>Limited quantity</td> <td>5 L</td> </tr> </table>	Special provisions	163; 223; 367	Limited quantity	5 L
Special provisions	163; 223; 367				
Limited quantity	5 L				

Air transport (ICAO-IATA / DGR)

UN number	1263														
UN proper shipping name	Paint (including paint, lacquer, enamel, stain, shellac, varnish, polish, liquid filler and liquid lacquer base); Paint related material (including paint thinning or reducing compounds)														
Transport hazard class(es)	<table border="1"> <tr> <td>ICAO/IATA Class</td> <td>3</td> </tr> <tr> <td>ICAO / IATA Subrisk</td> <td>Not Applicable</td> </tr> <tr> <td>ERG Code</td> <td>3L</td> </tr> </table>	ICAO/IATA Class	3	ICAO / IATA Subrisk	Not Applicable	ERG Code	3L								
ICAO/IATA Class	3														
ICAO / IATA Subrisk	Not Applicable														
ERG Code	3L														
Packing group	III														
Environmental hazard	Environmentally hazardous														
Special precautions for user	<table border="1"> <tr> <td>Special provisions</td> <td>A3 A72 A192</td> </tr> <tr> <td>Cargo Only Packing Instructions</td> <td>366</td> </tr> <tr> <td>Cargo Only Maximum Qty / Pack</td> <td>220 L</td> </tr> <tr> <td>Passenger and Cargo Packing Instructions</td> <td>355</td> </tr> <tr> <td>Passenger and Cargo Maximum Qty / Pack</td> <td>60 L</td> </tr> <tr> <td>Passenger and Cargo Limited Quantity Packing Instructions</td> <td>Y344</td> </tr> <tr> <td>Passenger and Cargo Limited Maximum Qty / Pack</td> <td>10 L</td> </tr> </table>	Special provisions	A3 A72 A192	Cargo Only Packing Instructions	366	Cargo Only Maximum Qty / Pack	220 L	Passenger and Cargo Packing Instructions	355	Passenger and Cargo Maximum Qty / Pack	60 L	Passenger and Cargo Limited Quantity Packing Instructions	Y344	Passenger and Cargo Limited Maximum Qty / Pack	10 L
Special provisions	A3 A72 A192														
Cargo Only Packing Instructions	366														
Cargo Only Maximum Qty / Pack	220 L														
Passenger and Cargo Packing Instructions	355														
Passenger and Cargo Maximum Qty / Pack	60 L														
Passenger and Cargo Limited Quantity Packing Instructions	Y344														
Passenger and Cargo Limited Maximum Qty / Pack	10 L														

Sea transport (IMDG-Code / GGVSee)

UN number	1263						
UN proper shipping name	PAINT (including paint, lacquer, enamel, stain, shellac, varnish, polish, liquid filler and liquid lacquer base) or PAINT RELATED MATERIAL (including paint thinning or reducing compound)						
Transport hazard class(es)	<table border="1"> <tr> <td>IMDG Class</td> <td>3</td> </tr> <tr> <td>IMDG Subrisk</td> <td>Not Applicable</td> </tr> </table>	IMDG Class	3	IMDG Subrisk	Not Applicable		
IMDG Class	3						
IMDG Subrisk	Not Applicable						
Packing group	III						
Environmental hazard	Marine Pollutant						
Special precautions for user	<table border="1"> <tr> <td>EMS Number</td> <td>F-E , S-E</td> </tr> <tr> <td>Special provisions</td> <td>163 223 367 955</td> </tr> <tr> <td>Limited Quantities</td> <td>5 L</td> </tr> </table>	EMS Number	F-E , S-E	Special provisions	163 223 367 955	Limited Quantities	5 L
EMS Number	F-E , S-E						
Special provisions	163 223 367 955						
Limited Quantities	5 L						

Transport in bulk according to Annex II of MARPOL and the IBC code

Not Applicable

SECTION 15 REGULATORY INFORMATION**Safety, health and environmental regulations / legislation specific for the substance or mixture**

This substance is to be managed using the conditions specified in an applicable Group Standard

HSR Number	Group Standard
HSR002669	Surface Coatings and Colourants (Flammable, Toxic [6.7]) Group Standard 2006

NAPHTHA PETROLEUM, LIGHT AROMATIC SOLVENT(64742-95-6) IS FOUND ON THE FOLLOWING REGULATORY LISTS

New Zealand Inventory of Chemicals (NZIoC)

XYLENE(1330-20-7) IS FOUND ON THE FOLLOWING REGULATORY LISTSInternational Agency for Research on Cancer (IARC) - Agents Classified by the IARC Monographs
New Zealand Hazardous Substances and New Organisms (HSNO) Act - Classification of ChemicalsNew Zealand Inventory of Chemicals (NZIoC)
New Zealand Workplace Exposure Standards (WES)**ETHYLBENZENE(100-41-4) IS FOUND ON THE FOLLOWING REGULATORY LISTS**International Agency for Research on Cancer (IARC) - Agents Classified by the IARC Monographs
New Zealand Hazardous Substances and New Organisms (HSNO) Act - Classification of ChemicalsNew Zealand Inventory of Chemicals (NZIoC)
New Zealand Workplace Exposure Standards (WES)**NAPHTHA PETROLEUM, HEAVY, HYDRODESULFURISED(64742-82-1.) IS FOUND ON THE FOLLOWING REGULATORY LISTS**International Agency for Research on Cancer (IARC) - Agents Classified by the IARC Monographs
New Zealand Hazardous Substances and New Organisms (HSNO) Act - Classification of ChemicalsNew Zealand Inventory of Chemicals (NZIoC)
New Zealand Workplace Exposure Standards (WES)**1,2,4-TRIMETHYL BENZENE(95-63-6) IS FOUND ON THE FOLLOWING REGULATORY LISTS**

New Zealand Hazardous Substances and New Organisms (HSNO) Act - Classification of Chemicals

New Zealand Inventory of Chemicals (NZIoC)

Location Test Certificate

Subject to Regulation 55 of the Hazardous Substances (Classes 1 to 5 Controls) Regulations, a location test certificate is required when quantity greater than or equal to those indicated below are present.

Hazard Class	Quantity beyond which controls apply for closed containers	Quantity beyond which controls apply when use occurring in open containers
3.1C	500 L in containers greater than 5 L 1500 L in containers up to and including 5 L	250 L 250 L

Approved Handler

Subject to Regulation 56 of the Hazardous Substances (Classes 1 to 5 Controls) Regulations and Regulation 9 of the Hazardous Substances (Classes 6, 8, and 9 Controls) Regulations, the substance must be under the personal control of an Approved Handler when present in a quantity greater than or equal to those indicated below.

Class of substance	Quantities
Not Applicable	Not Applicable

Refer Group Standards for further information

Tracking Requirements

Not Applicable

National Inventory	Status
Australia - AICS	Y
Canada - DSL	Y
Canada - NDSL	N (naphtha petroleum, light aromatic solvent; xylene; ethylbenzene; naphtha petroleum, heavy, hydrodesulfurised; 1,2,4-trimethyl benzene)
China - IECSC	Y
Europe - EINEC / ELINCS / NLP	Y
Japan - ENCS	Y
Korea - KECI	Y
New Zealand - NZIoC	Y
Philippines - PICCS	Y
USA - TSCA	Y
Legend:	Y = All ingredients are on the inventory N = Not determined or one or more ingredients are not on the inventory and are not exempt from listing(see specific ingredients in brackets)

SECTION 16 OTHER INFORMATION

Other information**Ingredients with multiple cas numbers**

Name	CAS No
naphtha petroleum, light aromatic solvent	64742-95-6, 25550-14-5
naphtha petroleum, heavy, hydrosulfurised	64742-82-1., 8052-41-3., 1174921-79-9

Classification of the preparation and its individual components has drawn on official and authoritative sources as well as independent review by the Chemwatch Classification committee using available literature references.

The SDS is a Hazard Communication tool and should be used to assist in the Risk Assessment. Many factors determine whether the reported Hazards are Risks in the workplace or other settings. Risks may be determined by reference to Exposures Scenarios. Scale of use, frequency of use and current or available engineering controls must be considered.

Definitions and abbreviations

PC – TWA: Permissible Concentration-Time Weighted Average
PC – STEL: Permissible Concentration-Short Term Exposure Limit
IARC: International Agency for Research on Cancer
ACGIH: American Conference of Governmental Industrial Hygienists
STEL: Short Term Exposure Limit
TEEL: Temporary Emergency Exposure Limit.
IDLH: Immediately Dangerous to Life or Health Concentrations
OSF: Odour Safety Factor
NOAEL :No Observed Adverse Effect Level
LOAEL: Lowest Observed Adverse Effect Level
TLV: Threshold Limit Value
LOD: Limit Of Detection
OTV: Odour Threshold Value
BCF: BioConcentration Factors
BEI: Biological Exposure Index

Powered by AuthorITe, from Chemwatch.